



Document Viewer

ค้นหาข้อมูล โดย ใ้ H.N. หรือ ชื่อ-นามสกุล คนไข้




ข้อมูลคนไข้ก็จะขึ้นตามภาพ



สามารถดูข้อมูลที่สแกน ใน Document Viewer โดย แบ่งตาม

1. Visit Date




2. Caregiver

The screenshot shows the DMS GreenLine+ interface. On the left, there is a sidebar with a search bar and a list of categories. The 'Caregiver' category is highlighted with a red circle. The main area displays a list of caregiver names and IDs, such as (DOKORUN), (CAROK) WATTAWAN LUKSILMD, and (ARANA) BANIKORNANMD(99GAI).

3. Category

The screenshot shows the DMS GreenLine+ interface. On the left, there is a sidebar with a search bar and a list of categories. The 'Category' category is highlighted with a red circle. The main area displays a list of medical categories, such as Anesthesia Preoperative Evaluation, Anesthesia Record, and Assessment Form for Operation or.

แถบเครื่องมือด่วน



The screenshot shows the DMS GreenLine+ interface with a scanned document displayed. The document header includes the following information:

- Scan By: นรีพร อิงอุทิศ [009510903]
- Scan Date Time: 18/03/2017 14:42:10
- Page: 1/2

 The document content is a medical form titled 'Standing Intervention for OPD - ER'. The toolbar icons from the previous section are shown above the document, with arrows pointing to the corresponding fields in the document header.